

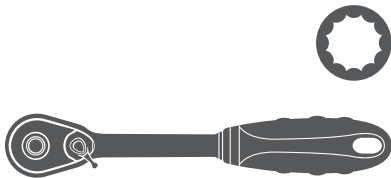
Parts List

2	Fishwire, M10
2	Fishwire, M12
1*	Flat washer, M10 / M12
1*	Lock washer, M10 / M12
1*	Hex nut, M10 / M12
1*	Retainer, 10mm / 12mm
1*	Bolt plate, 10mm x 40mm / 12mm x 40mm

* Existing hardware - Note: vehicle may have M10 or M12 hardware

Tools Required

Ratchet Socket, 18mm



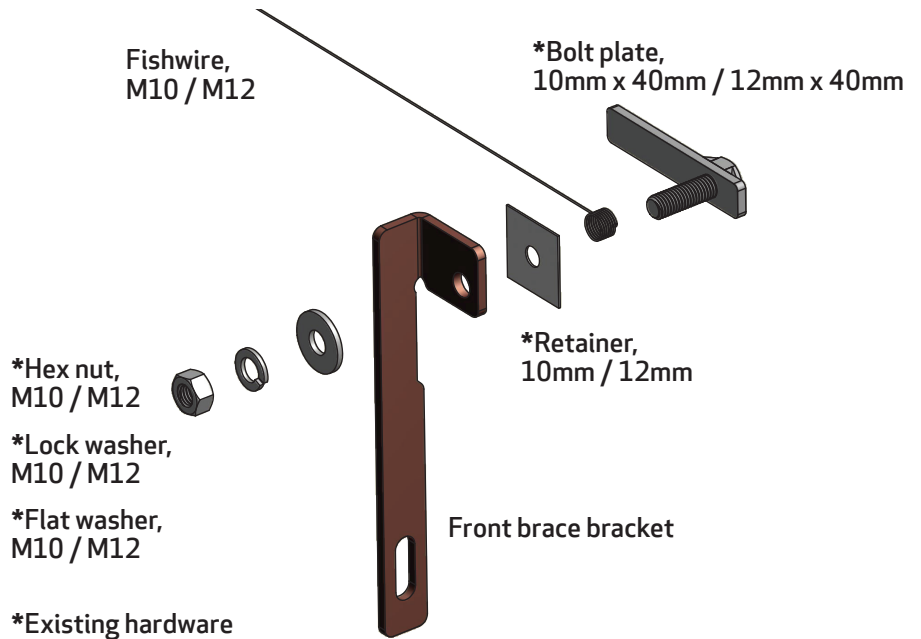
Level of Difficulty

Easy



Scan for helpful install tips

Hardware




Step 1

Fishwire existing 10mm x 40mm or 12mm x 40mm bolt plate from location 1 to location 2.

Attach front brace bracket with the existing 10mm or 12mm hardware at location 2.

Note: Some vehicles may come with 10mm hardware instead of 12mm.



Note:

In some cases the 12mm x 120mm hex bolt for the mounting bracket may be too long to properly secure the bracket.

If this is the case, use the provided 12mm x 100mm hex bolts.

